

HUGE

Tooth Mould Chart
Guide for Tooth Form and Size



MAIST

Synthetic Polymer Teeth

- ★ Natural and lively play of shape and color
- ★ High-performance durable material
- ★ Various ideal moulds and shades for all cases



Shandong Huge Dental Material Corporation

Add / No.68 Shanhai Road, Donggang District, Rizhao City, Shandong Province,
276800, P.R. China.

Tel / +86 (633) 2277268 marketing@hugedental.com www.hugedental.com

[Facebook](#) Huge Dental

[Instagram](#) Huge Dental

[Youtube](#) Huge Dental

Your Partner in Prosthetic Dentistry

HUGE

HUGE

Close to Natural Vividness

Designed by natural aesthetics, these tooth moulds help bring back patients' confidence in their smile.



Stunning anterior tooth moulds, delivering incomparable natural esthetic effect

- >> Rich multi-layered design concept
- >> Lifelike surface texture
- >> Shiny and translucent incisal
- >> Harmonious shading transition when set up teeth
- >> A variety of shapes and shades to choose



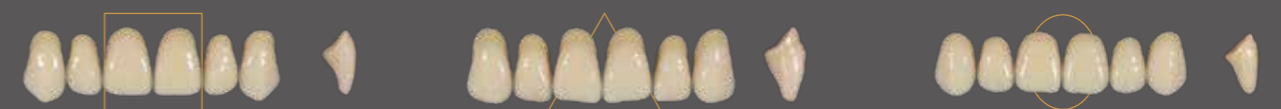
Functional descriptions

- >> Wide neck form to cover individual structural elements
- >> Harmonious enamel layer around to allow free custom adjustment
- >> Mechanical de-edging produces perfect and translucent flanks



Tooth mould design concept

According to human facial forms, the tooth shapes are designed into three most popular shapes



Functional Posteriors

Center on restoring occlusal function, the occlusal surface is multifunctionally designed to achieve flexible set-up.



Functional occlusion design

- >> Universally adaptable and reliable for all concepts of occlusal patterns with multifunctional occlusal surface design
- >> Easy and intuitive set-up with occlusion designed by the cogwheel principle
- >> Efficient set-up with precise and easy-to-find centric design
- >> Anatomical occlusal cusp design for 28° and non-anatomical for 0°

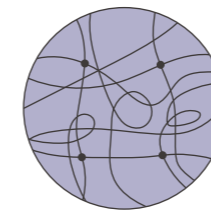


Concentrate on Performance

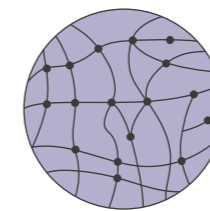
In addition to giving beauty and function to the denture teeth, performance and durability also counts

High-performance material, basis for impressive durability

- All layers are made from highly cross-linked material (DCL)
- Denser material structure
- Higher molecular weight
- Better wear-resistance and stain-resistance than conventional PMMA
- Excellent bonding strength to denture base material

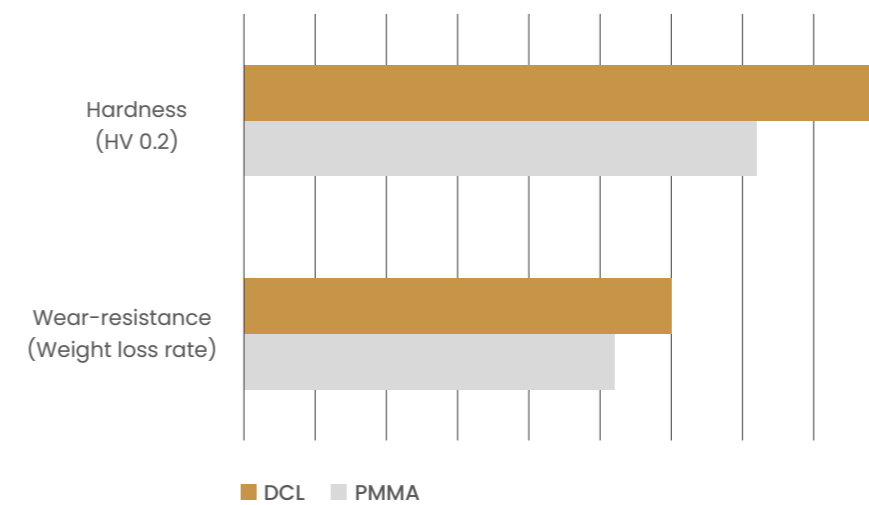


PMMA Polymer









DCL Polymer


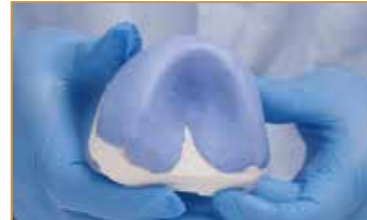




Performance of DCL Material








Digital Removable Denture Prosthetics

		
① Oral scan with i-Vinci intraoral scanner	② Choose MAIST series and design	③ 3D print or mill the base
		
④ Bond teeth with Digital Bond Kit	⑤ Final result	(coming soon)

Traditional Removable Denture Prosthetics

		
① Wax pattern	② Adapt A-Silicone	③ Transfer and bond teeth into silicone mask
		
④ Prepare denture base material	⑤ Injection of denture base polymers	⑥ Final result

Implant-Supported Denture Prosthetics

		
① take X-ray and decide the placement location for the dental implants	② Place implant inside the bone and add locator platform	③ take impressions and place supported denture onto model
		
④ dentures with holes for implants	⑤ Final result	



HUGE TOOTH MOULD CHART:

SQUARE



TAPERING



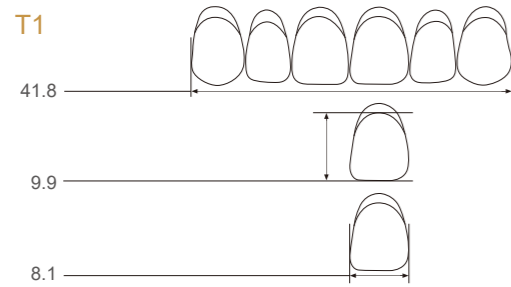
OVOID



LOWER ANTERIORS



LOWER ANTERIORS



All measurements in millimeters.



POSTERIOURS 28°

30



32



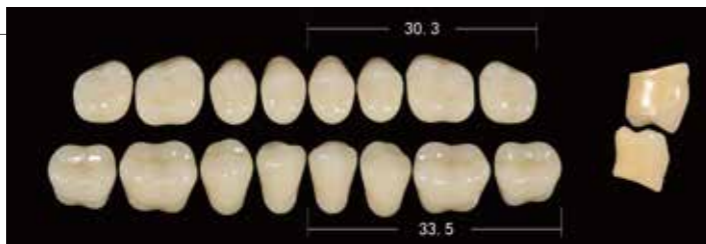
34



36



30M

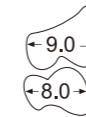


30S

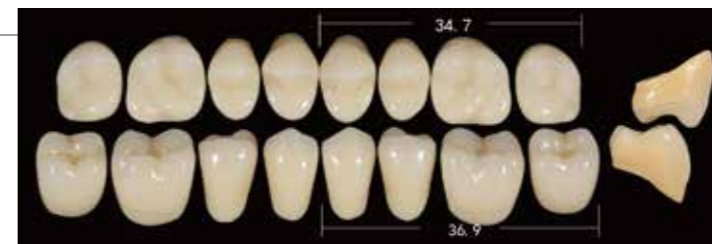
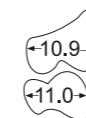


POSTERIOURS 28°

32S



36M

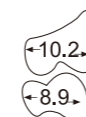


POSTERIOURS 0°

Z1



Z2



HUGE TOOTH MOULD CHART

COMBINATED ARTICULATIONS					
Anterior		Posterior			
Upper	Lower	A	B	C	D
S1	L1	30	Z1	30M	30S
S2	L2	30	Z1	30M	32S
S3	L2	34	Z2		32S
S4	L3	34	Z2		
S5	L7/L10	36	Z2	36M	
S6	L8	36	Z2		
T1	L1	30	Z1	30M	30S
T2	L2	32	Z1	30M	32S
T3	L5	34	Z2	30M	32S
T4	L6	34	Z2		
T5	L8/L10	36	Z2	36M	
T6	L7/L11	34	Z2		
T7	L3	30	Z1	30M	32S
T8	L11	32	Z1		32S
T9	L11/L12	32	Z1		32S
O1	L1	30	Z1		30S
O2	L1	30	Z2		30S
O3	L2	34	Z2	30M	
O4	L4	34	Z2		
O5	L7/L11	36			

Solutions

MAIST Prefabricated artificial denture teeth

Guiding by natural aesthetics,
design the artificial teeth to bring back patients' confident smile and to impress.



- >> 20 × upper anterior moulds
- >> 12 × lower anterior moulds
- >> 20 × posterior moulds

Anterior: 6×1×16/Box (6pcs/card, 16 cards/box)
 Posterior: 8×1×12/Box (8pcs/card, 12 cards/box)
 Full set: 28×1/Box (1 full set)



6×1×16/box
(6 pcs/card, 16 cards/box)



8×1×12/box
(8 pcs/card, 12 cards/box)



28×1/single box